

# FORM NO. MGT-7

[Pursuant to sub-Section(1) of section 92 of the Companies Act, 2013 and sub-rule (1) of rule 11of the Companies (Management and Administration) Rules, 2014]



सत्यमेव जयते

# Annual Return (other than OPCs and Small Companies)

Form language  English  Hindi

Refer the instruction kit for filing the form.

## I. REGISTRATION AND OTHER DETAILS

- (i) \* Corporate Identification Number (CIN) of the company
- Global Location Number (GLN) of the company
- \* Permanent Account Number (PAN) of the company
- (ii) (a) Name of the company
- (b) Registered office address
- OPP: KARNAWATI CLUB,SARKHEJ GANDHINAGAR HIGHWAY  
NR.PRAHLADNAGAR GARDERN  
AHMEDABAD  
Gujarat  
380015
- (c) \*e-mail ID of the company
- (d) \*Telephone number with STD code
- (e) Website
- (iii) Date of Incorporation
- (iv)
- | Type of the Company | Category of the Company   | Sub-category of the Company   |
|---------------------|---------------------------|-------------------------------|
| Public Company      | Company limited by shares | Indian Non-Government company |
- (v) Whether company is having share capital  Yes  No
- (vi) \*Whether shares listed on recognized Stock Exchange(s)  Yes  No

(a) Details of stock exchanges where shares are listed

S. No.	Stock Exchange Name	Code
	BSE Limited	1
	NATIONAL STOCK EXCHANGE OF INDIA LIMITED	1,024

(b) CIN of the Registrar and Transfer Agent

U72400TG2017PLC117649

Pre-fill

Name of the Registrar and Transfer Agent

KFIN TECHNOLOGIES LIMITED

Registered office address of the Registrar and Transfer Agents

Selenium, Tower B, Plot No- 31 & 32,  
Financial District, Nanakramguda, Serilingampally

(vii) \*Financial year From date  (DD/MM/YYYY) To date  (DD/MM/YYYY)

(viii) \*Whether Annual general meeting (AGM) held  Yes  No

(a) If yes, date of AGM

(b) Due date of AGM

(c) Whether any extension for AGM granted

Yes  No

## II. PRINCIPAL BUSINESS ACTIVITIES OF THE COMPANY

\*Number of business activities

S.No	Main Activity group code	Description of Main Activity group	Business Activity Code	Description of Business Activity	% of turnover of the company
1	Q	Hospital and Medical Care	Q1	Hospital activities	100

## III. PARTICULARS OF HOLDING, SUBSIDIARY AND ASSOCIATE COMPANIES (INCLUDING JOINT VENTURES)

\*No. of Companies for which information is to be given

Pre-fill All

S.No	Name of the company	CIN / FCRN	Holding/ Subsidiary/Associate/ Joint Venture	% of shares held
1	MARS MEDICAL DEVICES LIMIT +	U33100GJ2020PLC113358	Subsidiary	100
2	SLANEY HEALTHCARE PRIVATE +	U33125GJ2008PTC052648	Subsidiary	100

3	SHALBY HOSPITALS MUMBAI F +	U85100GJ2020PTC118765	Subsidiary	100
4	YOGESHWAR HEALTHCARE LIM +	U85110GJ1997PLC032486	Subsidiary	94.68
5	VRUNDAVAN SHALBY HOSPITA +	U85110GA1995PLC001851	Subsidiary	100
6	SHALBY INTERNATIONAL LIMIT +	U85100GJ2012PLC071824	Subsidiary	100
7	SHALBY (KENYA) LIMITED		Subsidiary	100
8	SHALBY GLOBAL TECHNOLOG +		Subsidiary	100
9	SHALBY ADVANCED TECHNOL +		Subsidiary	100
10	GRIFFIN MEDIQUIP LLP		Subsidiary	95

#### IV. SHARE CAPITAL, DEBENTURES AND OTHER SECURITIES OF THE COMPANY

##### (i) \*SHARE CAPITAL

###### (a) Equity share capital

Particulars	Authorised capital	Issued capital	Subscribed capital	Paid up capital
Total number of equity shares	117,750,000	108,009,770	108,009,770	108,009,770
Total amount of equity shares (in Rupees)	1,177,500,000	1,080,097,700	1,080,097,700	1,080,097,700

Number of classes

1

Class of Shares	Authorised capital	Issued capital	Subscribed capital	Paid up capital
Equity shares of Rs. 10 /- each				
Number of equity shares	117,750,000	108,009,770	108,009,770	108,009,770
Nominal value per share (in rupees)	10	10	10	10
Total amount of equity shares (in rupees)	1,177,500,000	1,080,097,700	1,080,097,700	1,080,097,700

###### (b) Preference share capital

Particulars	Authorised capital	Issued capital	Subscribed capital	Paid-up capital
Total number of preference shares	0	0	0	0
Total amount of preference shares (in rupees)	0	0	0	0

Number of classes

0

Class of shares	Authorised capital	Issued capital	Subscribed capital	Paid up capital
Number of preference shares				
Nominal value per share (in rupees)				
Total amount of preference shares (in rupees)				

**(c) Unclassified share capital**

Particulars	Authorised Capital
Total amount of unclassified shares	0

**(d) Break-up of paid-up share capital**

Class of shares	Number of shares			Total nominal amount	Total Paid-up amount	Total premium
	Physical	DEMAT	Total			
<b>Equity shares</b>						
<b>At the beginning of the year</b>	21,753	107,988,017	108009770	1,080,097,7	1,080,097,	
		+		+	+	
<b>Increase during the year</b>	0	0	0	0	0	0
i. Public Issues	0	0	0	0	0	0
ii. Rights issue	0	0	0	0	0	0
iii. Bonus issue	0	0	0	0	0	0
iv. Private Placement/ Preferential allotment	0	0	0	0	0	0
v. ESOPs	0	0	0	0	0	0
vi. Sweat equity shares allotted	0	0	0	0	0	0
vii. Conversion of Preference share	0	0	0	0	0	0
viii. Conversion of Debentures	0	0	0	0	0	0
ix. GDRs/ADRs	0	0	0	0	0	0
x. Others, specify				0	0	
-						
<b>Decrease during the year</b>	0	0	0	0	0	0
i. Buy-back of shares	0	0	0	0	0	0
ii. Shares forfeited	0	0	0	0	0	0
iii. Reduction of share capital	0	0	0	0	0	0

iv. Others, specify				0	0	
-						
<b>At the end of the year</b>	21,753	107,988,017	108009770	1,080,097,7	1,080,097,	
<b>Preference shares</b>						
<b>At the beginning of the year</b>	0	0	0	0	0	
<b>Increase during the year</b>	0	0	0	0	0	0
i. Issues of shares	0	0	0	0	0	0
ii. Re-issue of forfeited shares	0	0	0	0	0	0
iii. Others, specify				0	0	
-						
<b>Decrease during the year</b>	0	0	0	0	0	0
i. Redemption of shares	0	0	0	0	0	0
ii. Shares forfeited	0	0	0	0	0	0
iii. Reduction of share capital	0	0	0	0	0	0
iv. Others, specify				0	0	
-						
<b>At the end of the year</b>	0	0	0	0	0	

ISIN of the equity shares of the company

(ii) Details of stock split/consolidation during the year (for each class of shares)

Class of shares		(i)	(ii)	(iii)
Before split / Consolidation	Number of shares			
	Face value per share			
After split / Consolidation	Number of shares			
	Face value per share			

**(iii) Details of shares/Debentures Transfers since closure date of last financial year (or in the case of the first return at any time since the incorporation of the company) \***

Nil

[Details being provided in a CD/Digital Media]

Yes  No  Not Applicable

Separate sheet attached for details of transfers

Yes  No

Note: In case list of transfer exceeds 10, option for submission as a separate sheet attachment or submission in a CD/Digital Media may be shown.

Date of the previous annual general meeting	<input type="text"/>
---	----------------------

Date of registration of transfer (Date Month Year)	<input type="text"/>
--	----------------------

Type of transfer	<input type="text"/>	1 - Equity, 2- Preference Shares,3 - Debentures, 4 - Stock
------------------	----------------------	--

Number of Shares/ Debentures/ Units Transferred	<input type="text"/>	Amount per Share/ Debenture/Unit (in Rs.)	<input type="text"/>
---	----------------------	---	----------------------

Ledger Folio of Transferor	<input type="text"/>
----------------------------	----------------------

Transferor's Name	<input type="text"/>	<input type="text"/>	<input type="text"/>
	Surname	middle name	first name

Ledger Folio of Transferee	<input type="text"/>
----------------------------	----------------------

Transferee's Name	<input type="text"/>	<input type="text"/>	<input type="text"/>
	Surname	middle name	first name

Date of registration of transfer (Date Month Year)	<input type="text"/>
--	----------------------

Type of transfer	<input type="text"/>	1 - Equity, 2- Preference Shares,3 - Debentures, 4 - Stock
------------------	----------------------	--

Number of Shares/ Debentures/ Units Transferred	<input type="text"/>	Amount per Share/ Debenture/Unit (in Rs.)	<input type="text"/>
---	----------------------	---	----------------------

Ledger Folio of Transferor		<input type="text"/>		
Transferor's Name	<input type="text"/>	<input type="text"/>	<input type="text"/>	
	Surname	middle name	first name	
Ledger Folio of Transferee		<input type="text"/>		
Transferee's Name	<input type="text"/>	<input type="text"/>	<input type="text"/>	
	Surname	middle name	first name	

**(iv) \*Debentures (Outstanding as at the end of financial year)**

Particulars	Number of units	Nominal value per unit	Total value
Non-convertible debentures	0	0	0
Partly convertible debentures	0	0	0
Fully convertible debentures	0	0	0
<b>Total</b>			0

**Details of debentures**

Class of debentures	Outstanding as at the beginning of the year	Increase during the year	Decrease during the year	Outstanding as at the end of the year
Non-convertible debentures	0	0	0	0
Partly convertible debentures	0	0	0	0
Fully convertible debentures	0	0	0	0

**(v) Securities (other than shares and debentures)**

0

Type of Securities	Number of Securities	Nominal Value of each Unit	Total Nominal Value	Paid up Value of each Unit	Total Paid up Value
<b>Total</b>	<input type="text"/>		<input type="text"/>		<input type="text"/>

**V. \*Turnover and net worth of the company (as defined in the Companies Act, 2013)**

**(i) Turnover**

6,471,603,008

**(ii) Net worth of the Company**

9,067,227,510

**VI. (a) \*SHARE HOLDING PATTERN - Promoters**

S. No.	Category	Equity		Preference	
		Number of shares	Percentage	Number of shares	Percentage
1.	Individual/Hindu Undivided Family				
	(i) Indian	10,885,768	10.08	0	
	(ii) Non-resident Indian (NRI)	0	0	0	
	(iii) Foreign national (other than NRI)	0	0	0	
2.	Government				
	(i) Central Government	0	0	0	
	(ii) State Government	0	0	0	
	(iii) Government companies	0	0	0	
3.	Insurance companies	0	0	0	
4.	Banks	0	0	0	
5.	Financial institutions	0	0	0	
6.	Foreign institutional investors	0	0	0	
7.	Mutual funds	0	0	0	
8.	Venture capital	0	0	0	
9.	Body corporate (not mentioned above)	31,545,448	29.21	0	
10.	Others Shah Family Trust	37,517,132	34.73	0	
	<b>Total</b>	79,948,348	74.02	0	0

**Total number of shareholders (promoters)**

6

**(b) \*SHARE HOLDING PATTERN - Public/Other than promoters**

S. No.	Category	Equity		Preference	
		Number of shares	Percentage	Number of shares	Percentage



1.	Individual/Hindu Undivided Family				
	(i) Indian	14,113,862	13.07	0	
	(ii) Non-resident Indian (NRI)	606,404	0.56	0	
	(iii) Foreign national (other than NRI)	22	0	0	
2.	Government				
	(i) Central Government	0	0	0	
	(ii) State Government	0	0	0	
	(iii) Government companies	0	0	0	
3.	Insurance companies	0	0	0	
4.	Banks	0	0	0	
5.	Financial institutions	0	0	0	
6.	Foreign institutional investors	4,267,136	3.95	0	
7.	Mutual funds	0	0	0	
8.	Venture capital	0	0	0	
9.	Body corporate (not mentioned above)	7,903,970	7.32	0	
10.	Others (Clearing members+ Direct +)	1,170,028	1.08	0	
	<b>Total</b>	28,061,422	25.98	0	0

**Total number of shareholders (other than promoters)**

55,794

**Total number of shareholders (Promoters+Public/  
Other than promoters)**

55,800

**(c) \*Details of Foreign institutional investors' (FIIs) holding shares of the company**

17

Name of the FII	Address	Date of Incorporation	Country of Incorporation	Number of shares held	% of shares held
POLUS GLOBAL FUND +				1,109,596	1.03
LGOF GLOBAL OPPOR +				1,030,339	0.95
GOLDMAN SACHS (SINGAPORE) +				415,000	0.38
CRESTA FUND LTD				356,656	0.33

Name of the FII	Address	Date of Incorporation	Country of Incorporation	Number of shares held	% of shares held
PENSION RESERVES IN +				296,058	0.27
ACADIAN EMERGING I +				253,480	0.24
ACADIAN EMERGING I +				146,151	0.14
THE BOARD OF REGEN +				132,124	0.12
CITY OF NEW YORK GF +				109,043	0.1
OPSEU PENSION PLAN +				102,567	0.09
NOMURA SINGAPORE +				100,000	0.09
BUMA-UNIVERSAL-FO +				77,397	0.07
STATE OF WISCONSIN +				63,551	0.06
QUADRATURE CAPITA +				32,390	0.03
VIRGINIA RETIREMENT +				21,306	0.02
RUSSELL INVESTMENT +				18,375	0.02
FLORIDA RETIREMENT +				3,103	0.01

**VII. \*NUMBER OF PROMOTERS, MEMBERS, DEBENTURE HOLDERS**  
(Details, Promoters, Members (other than promoters), Debenture holders)

Details	At the beginning of the year	At the end of the year
Promoters	6	6
Members (other than promoters)	55,794	55,794
Debenture holders	0	0

**VIII. DETAILS OF DIRECTORS AND KEY MANAGERIAL PERSONNEL**









**(A) \*Composition of Board of Directors**

Category	Number of directors at the beginning of the year		Number of directors at the end of the year		Percentage of shares held by directors as at the end of year	
	Executive	Non-executive	Executive	Non-executive	Executive	Non-executive
<b>A. Promoter</b>	1	0	1	0	7.16	0
<b>B. Non-Promoter</b>	0	6	0	6	0	0.01

(i) Non-Independent	0	3	0	2	0	0
(ii) Independent	0	3	0	4	0	0.01
<b>C. Nominee Directors representing</b>	0	0	0	0	0	0
(i) Banks & FIs	0	0	0	0	0	0
(ii) Investing institutions	0	0	0	0	0	0
(iii) Government	0	0	0	0	0	0
(iv) Small share holders	0	0	0	0	0	0
(v) Others	0	0	0	0	0	0
Total	1	6	1	6	7.16	0.01

**Number of Directors and Key managerial personnel (who is not director) as on the financial year end date** 9

**(B) (i) \*Details of directors and Key managerial personnel as on the closure of financial year**

Name	DIN/PAN	Designation	Number of equity share(s) held	Date of cessation (after closure of financial year : If any)
VIKRAM INDRAJIT SHAH 	00011653	Director	7,735,493	
SHYAMAL SHIVKUMAR 	00005766	Director	0	
UMESH KRISHNANKUR 	00086971	Director	2,000	
TEJ RAMJIDASS MALHOTRA 	00122419	Director	1,755	
SUJANA MANAN SHAH 	08100410	Director	0	
ASHOK RAMPRAKASH 	02090239	Director	300	
SUSHOBHAN DASGUPTA 	06381955	Director	0	
VENKAT PARASURAM 	ALWPP1966B	CFO	0	
TUSHAR SHAH	ANYPS3293A	Company Secretary	0	

**(ii) Particulars of change in director(s) and Key managerial personnel during the year** 4

Name	DIN/PAN	Designation at the beginning / during the financial year	Date of appointment/ change in designation/ cessation	Nature of change (Appointment/ Change in designation/ Cessation)
VENKAT PARASURAM	ALWPP1966B	CFO	02/02/2022	Appointment
PRAHLAD RAI INANI	AAFPI3368E	CFO	13/12/2021	Resignation
SHYAMAL SHIVKUMAR	00005766	Director	17/05/2021	Change from Non-Executive to Independent
SUSHOBHAN DASGUPTA	06381955	Director	17/05/2021	Appointment

## IX. MEETINGS OF MEMBERS/CLASS OF MEMBERS/BOARD/COMMITTEES OF THE BOARD OF DIRECTORS

### A. MEMBERS/CLASS /REQUISITIONED/NCLT/COURT CONVENED MEETINGS

Number of meetings held

2

Type of meeting	Date of meeting	Total Number of Members entitled to attend meeting	Attendance	
			Number of members attended	% of total shareholding
Annual General Meeting	27/09/2021	54,151	36	72.19
Postal Ballot	03/12/2021	54,519	220	76.54

### B. BOARD MEETINGS

\*Number of meetings held

5

S. No.	Date of meeting	Total Number of directors associated as on the date of meeting	Attendance	
			Number of directors attended	% of attendance
1	05/05/2021	6	6	100
2	14/05/2021	7	7	100
3	09/08/2021	7	7	100
4	26/10/2021	7	7	100
5	02/02/2022	7	7	100

### C. COMMITTEE MEETINGS

Number of meetings held

10

S. No.	Type of meeting	Date of meeting	Total Number of Members as on the date of the meeting	Attendance	
				Number of members attended	% of attendance
1	Audit and Risk	05/05/2021	4	4	100
2	Stakeholders F	05/05/2021	3	3	100
3	Corporate Soc	05/05/2021	3	3	100
4	Nomination an	14/05/2021	3	3	100
5	Audit Committe	09/08/2021	4	4	100
6	Nomination an	26/10/2021	3	3	100
7	Audi Committe	26/10/2021	4	4	100
8	Audit Committe	02/02/2022	4	4	100
9	Risk Managem	02/02/2022	3	3	100
10	Nomination an	02/02/2022	3	3	100

**D. \*ATTENDANCE OF DIRECTORS**

S. No.	Name of the director	Board Meetings			Committee Meetings			Whether attended AGM held on
		Number of Meetings which director was entitled to attend	Number of Meetings attended	% of attendance	Number of Meetings which director was entitled to attend	Number of Meetings attended	% of attendance	
1	VIKRAM INDF	5	5	100	2	2	100	
2	SHYAMAL SH	5	5	100	10	10	100	
3	UMESH KRIS	5	5	100	9	9	100	
4	TEJ RAMJIDA	5	5	100	4	4	100	
5	SUJANA MAN	5	5	100	9	9	100	
6	ASHOK RAMF	5	5	100	0	0	0	
7	SUSHOBHAN	4	4	100	0	0	0	

**X. \*REMUNERATION OF DIRECTORS AND KEY MANAGERIAL PERSONNEL**

Nil

Number of Managing Director, Whole-time Directors and/or Manager whose remuneration details to be entered

S. No.	Name	Designation	Gross Salary	Commission	Stock Option/ Sweat equity	Others	Total Amount
1							0
	Total						

Number of CEO, CFO and Company secretary whose remuneration details to be entered

2

S. No.	Name	Designation	Gross Salary	Commission	Stock Option/ Sweat equity	Others	Total Amount
1	Tushar Shah	Company Secre +	3,258,992	0	0	0	3,258,992
2	Venkat Parasurama +	Chief Financial C +	1,721,313	0	0	0	1,721,313
	Total		4,980,305	0	0	0	4,980,305

Number of other directors whose remuneration details to be entered

S. No.	Name	Designation	Gross Salary	Commission	Stock Option/ Sweat equity	Others	Total Amount
1							0
	Total						

#### XI. MATTERS RELATED TO CERTIFICATION OF COMPLIANCES AND DISCLOSURES

\* A. Whether the company has made compliances and disclosures in respect of applicable provisions of the Companies Act, 2013 during the year  Yes  No

B. If No, give reasons/observations

#### XII. PENALTY AND PUNISHMENT - DETAILS THEREOF

(A) DETAILS OF PENALTIES / PUNISHMENT IMPOSED ON COMPANY/DIRECTORS /OFFICERS  Nil

Name of the company/ directors/ officers	Name of the court/ concerned Authority	Date of Order	Name of the Act and section under which penalised / punished	Details of penalty/ punishment	Details of appeal (if any) including present status

(B) DETAILS OF COMPOUNDING OF OFFENCES  Nil

Name of the company/ directors/ officers	Name of the court/ concerned Authority	Date of Order	Name of the Act and section under which offence committed	Particulars of offence	Amount of compounding (in Rupees)

**XIII. Whether complete list of shareholders, debenture holders has been enclosed as an attachment**

Yes  No

**XIV. COMPLIANCE OF SUB-SECTION (2) OF SECTION 92, IN CASE OF LISTED COMPANIES**

In case of a listed company or a company having paid up share capital of Ten Crore rupees or more or turnover of Fifty Crore rupees or more, details of company secretary in whole time practice certifying the annual return in Form MGT-8.

Name

Chintan I Patel

Whether associate or fellow

Associate  Fellow

Certificate of practice number

20103

**I/We certify that:**

(a) The return states the facts, as they stood on the date of the closure of the financial year aforesaid correctly and adequately.

(b) Unless otherwise expressly stated to the contrary elsewhere in this Return, the Company has complied with all the provisions of the Act during the financial year.

**Declaration**

I am Authorised by the Board of Directors of the company vide resolution no. ...  dated

(DD/MM/YYYY) to sign this form and declare that all the requirements of the Companies Act, 2013 and the rules made thereunder in respect of the subject matter of this form and matters incidental thereto have been complied with. I further declare that:

1. Whatever is stated in this form and in the attachments thereto is true, correct and complete and no information material to the subject matter of this form has been suppressed or concealed and is as per the original records maintained by the company.
2. All the required attachments have been completely and legibly attached to this form.

**Note: Attention is also drawn to the provisions of Section 447, section 448 and 449 of the Companies Act, 2013 which provide for punishment for fraud, punishment for false statement and punishment for false evidence respectively.**

**To be digitally signed by**

Director

DIN of the director

**To be digitally signed by**

Company Secretary

Company secretary in practice

Membership number

Certificate of practice number

**Attachments**

1. List of share holders, debenture holders
2. Approval letter for extension of AGM;
3. Copy of MGT-8;
4. Optional Attachment(s), if any

<b>Attach</b>
<b>Attach</b>
<b>Attach</b>
<b>Attach</b>

**List of attachments**

Shareholders Data - 31-03-2022.pdf FORM MGT-8-Shalby_Draft.pdf
---

**Remove attachment**

**Modify**

**Check Form**

**Prescrutiny**

**Submit**

---

**This eForm has been taken on file maintained by the Registrar of Companies through electronic mode and on the basis of statement of correctness given by the company**