

FORM NO. MGT-7

[Pursuant to sub-Section(1) of section 92 of the Companies Act, 2013 and sub-rule (1) of rule 11of the Companies (Management and Administration) Rules, 2014]



सत्यमेव जयते

Annual Return (other than OPCs and Small Companies)

Form language ☒ English ☐ Hindi

Refer the instruction kit for filing the form.

I. REGISTRATION AND OTHER DETAILS

(i) * Corporate Identification Number (CIN) of the company

L85110GJ2004PLC044667

Pre-fill

Global Location Number (GLN) of the company

* Permanent Account Number (PAN) of the company

AAICS5593B

(ii) (a) Name of the company

SHALBY LIMITED

(b) Registered office address

OPP: KARNAWATI CLUB,SARKHEJ GANDHINAGAR HIGHWAY NR.PRAHLAD
NAGAR GARDERN NA
AHMEDABAD
Gujarat
380015



(c) *e-mail ID of the company

companysecretary@shalby.in

(d) *Telephone number with STD code

07940203000

(e) Website

www.shalby.org

(iii) Date of Incorporation

30/08/2004

(iv)	Type of the Company	Category of the Company	Sub-category of the Company
	Public Company	Company limited by shares	Indian Non-Government company

(v) Whether company is having share capital

☒ Yes

☐ No

(vi) *Whether shares listed on recognized Stock Exchange(s)

☒ Yes

☐ No

(a) Details of stock exchanges where shares are listed

S. No.	Stock Exchange Name	Code
	BSE Limited	1
	NATIONAL STOCK EXCHANGE OF INDIA LIMITED	1,024

(b) CIN of the Registrar and Transfer Agent

L72400TG2017PLC117649

Pre-fill

Name of the Registrar and Transfer Agent

KFIN TECHNOLOGIES LIMITED

Registered office address of the Registrar and Transfer Agents

Selenium, Tower B, Plot No- 31 & 32, Financial District, N
anakramguda, Serili ngampally NA

(vii) *Financial year From date 01/04/2024 (DD/MM/YYYY) To date 31/03/2025 (DD/MM/YYYY)

(viii) *Whether Annual general meeting (AGM) held ☐ Yes ☒ No

(a) If yes, date of AGM

(b) Due date of AGM

30/09/2025

(c) Whether any extension for AGM granted

☐ Yes ☒ No

(f) Specify the reasons for not holding the same

Yet to be convened

II. PRINCIPAL BUSINESS ACTIVITIES OF THE COMPANY

*Number of business activities

1

S.No	Main Activity group code	Description of Main Activity group	Business Activity Code	Description of Business Activity	% of turnover of the company
1	Q	Hospital and Medical Care	Q1	Hospital activities	100

III. PARTICULARS OF HOLDING, SUBSIDIARY AND ASSOCIATE COMPANIES (INCLUDING JOINT VENTURES)

*No. of Companies for which information is to be given

13

Pre-fill All

S.No	Name of the company	CIN / FCRN	Holding/ Subsidiary/Associate/ Joint Venture	% of shares held
1	SHALBY MEDTECH LIMITED	U33100GJ2020PLC113358	Subsidiary	100
2	SLANEY HEALTHCARE PRIVATE +	U33125GJ2008PTC052648	Subsidiary	100
3	SHALBY HOSPITALS MUMBAI F +	U85100GJ2020PTC118765	Subsidiary	100
4	YOGESHWAR HEALTHCARE LIM +	U85110GJ1997PLC032486	Subsidiary	94.68
5	VRUNDAVAN SHALBY HOSPITA +	U85110GA1995PLC001851	Subsidiary	100
6	SHALBY INTERNATIONAL LIMIT +	U85100GJ2012PLC071824	Subsidiary	100
7	SHALBY (KENYA) LIMITED		Subsidiary	100
8	SHALBY ADVANCED TECHNOL +		Subsidiary	100
9	SHALBY GLOBAL TECHNOLOG +		Subsidiary	99.33
10	GRIFFIN MEDIQUIP LLP		Subsidiary	95
11	PK HEALTHCARE PRIVATE LIM +	U85320DL2017PTC310238	Subsidiary	87.26
12	HEALERS HOSPITAL PRIVATE L +	U85110DL2002PTC117541	Subsidiary	100
13	NINGEN LIFECARE PRIVATE LIM +	U85110DL2019PTC355151	Subsidiary	87.26

IV. SHARE CAPITAL, DEBENTURES AND OTHER SECURITIES OF THE COMPANY

(i) *SHARE CAPITAL

(a) Equity share capital

Particulars	Authorised capital	Issued capital	Subscribed capital	Paid up capital
Total number of equity shares	117,750,000	108,009,770	108,009,770	108,009,770
Total amount of equity shares (in Rupees)	1,177,500,000	1,080,097,700	1,080,097,700	1,080,097,700

Number of classes

1

Class of Shares	Authorised capital	Issued capital	Subscribed capital	Paid up capital
Equity Share				
Number of equity shares	117,750,000	108,009,770	108,009,770	108,009,770
Nominal value per share (in rupees)	10	10	10	10
Total amount of equity shares (in rupees)	1,177,500,000	1,080,097,700	1,080,097,700	1,080,097,700

(b) Preference share capital

Particulars	Authorised capital	Issued capital	Subscribed capital	Paid-up capital
Total number of preference shares	0	0	0	0
Total amount of preference shares (in rupees)	0	0	0	0

Number of classes

0

Class of shares	Authorised capital	Issued capital	Subscribed capital	Paid up capital
Number of preference shares				
Nominal value per share (in rupees)				
Total amount of preference shares (in rupees)				

(c) Unclassified share capital

Particulars	Authorised Capital
Total amount of unclassified shares	0

(d) Break-up of paid-up share capital

Class of shares	Number of shares			Total nominal amount	Total Paid-up amount	Total premium
Equity shares	Physical	DEMAT	Total			
At the beginning of the year	21,728	107,988,042	108009770	1,080,097,7	1,080,097,	
		+		+	+	
Increase during the year	0	0	0	0	0	0
i. Public Issues	0	0	0	0	0	0
ii. Rights issue	0	0	0	0	0	0
iii. Bonus issue	0	0	0	0	0	0
iv. Private Placement/ Preferential allotment	0	0	0	0	0	0
v. ESOPs	0	0	0	0	0	0
vi. Sweat equity shares allotted	0	0	0	0	0	
vii. Conversion of Preference share	0	0	0	0	0	0
viii. Conversion of Debentures	0	0	0	0	0	0
ix. GDRs/ADRs	0	0	0	0	0	0

x. Others, specify <input type="text"/>						
Decrease during the year	0	0	0	0	0	0
i. Buy-back of shares	0	0	0	0	0	0
ii. Shares forfeited	0	0	0	0	0	0
iii. Reduction of share capital	0	0	0	0	0	0
iv. Others, specify <input type="text"/>						
At the end of the year	21,728	107,988,042	108009770	1,080,097,7	1,080,097,	
Preference shares						
At the beginning of the year	0	0	0	0	0	
Increase during the year	0	0	0	0	0	0
i. Issues of shares	0	0	0	0	0	0
ii. Re-issue of forfeited shares	0	0	0	0	0	0
iii. Others, specify <input type="text"/>						
Decrease during the year	0	0	0	0	0	0
i. Redemption of shares	0	0	0	0	0	0
ii. Shares forfeited	0	0	0	0	0	0
iii. Reduction of share capital	0	0	0	0	0	0
iv. Others, specify <input type="text"/>						
At the end of the year	0	0	0	0	0	

ISIN of the equity shares of the company

(ii) Details of stock split/consolidation during the year (for each class of shares)

Class of shares		(i)	(ii)	(iii)
Before split / Consolidation	Number of shares			
	Face value per share			
After split / Consolidation	Number of shares			
	Face value per share			

(iii) Details of shares/Debentures Transfers since closure date of last financial year (or in the case of the first return at any time since the incorporation of the company) *

☒ Nil

[Details being provided in a CD/Digital Media]

☐ Yes ☐ No ☐ Not Applicable

Separate sheet attached for details of transfers

☐ Yes ☐ No

Note: In case list of transfer exceeds 10, option for submission as a separate sheet attachment or submission in a CD/Digital Media may be shown.

Date of the previous annual general meeting			
Date of registration of transfer (Date Month Year)			
Type of transfer		1 - Equity, 2- Preference Shares, 3 - Debentures, 4 - Stock	
Number of Shares/ Debentures/ Units Transferred		Amount per Share/ Debenture/Unit (in Rs.)	
Ledger Folio of Transferor			
Transferor's Name			
	Surname	middle name	first name
Ledger Folio of Transferee			

Transferee's Name	<input type="text"/>	<input type="text"/>	<input type="text"/>
	Surname	middle name	first name

Date of registration of transfer (Date Month Year)	<input type="text"/>
--	----------------------

Type of transfer	<input type="text"/>	1 - Equity, 2- Preference Shares, 3 - Debentures, 4 - Stock
------------------	----------------------	---

Number of Shares/ Debentures/ Units Transferred	<input type="text"/>	Amount per Share/ Debenture/Unit (in Rs.)	<input type="text"/>
---	----------------------	---	----------------------

Ledger Folio of Transferor	<input type="text"/>
----------------------------	----------------------

Transferor's Name	<input type="text"/>	<input type="text"/>	<input type="text"/>
	Surname	middle name	first name

Ledger Folio of Transferee	<input type="text"/>
----------------------------	----------------------

Transferee's Name	<input type="text"/>	<input type="text"/>	<input type="text"/>
	Surname	middle name	first name

(iv) *Debentures (Outstanding as at the end of financial year)

Particulars	Number of units	Nominal value per unit	Total value
Non-convertible debentures	0	0	0
Partly convertible debentures	0	0	0
Fully convertible debentures	0	0	0
Total			0

Details of debentures

Class of debentures	Outstanding as at the beginning of the year	Increase during the year	Decrease during the year	Outstanding as at the end of the year
Non-convertible debentures	0	0	0	0
Partly convertible debentures	0	0	0	0
Fully convertible debentures	0	0	0	0

(v) Securities (other than shares and debentures)

0

Type of Securities	Number of Securities	Nominal Value of each Unit	Total Nominal Value	Paid up Value of each Unit	Total Paid up Value
Total					

V. *Turnover and net worth of the company (as defined in the Companies Act, 2013)

(i) Turnover

8,726,826,189

(ii) Net worth of the Company

11,339,936,945

VI. (a) *SHARE HOLDING PATTERN - Promoters

S. No.	Category	Equity		Preference	
		Number of shares	Percentage	Number of shares	Percentage
1.	Individual/Hindu Undivided Family				
	(i) Indian	11,155,793	10.33	0	
	(ii) Non-resident Indian (NRI)	0	0	0	
	(iii) Foreign national (other than NRI)	0	0	0	
2.	Government				
	(i) Central Government	0	0	0	
	(ii) State Government	0	0	0	
	(iii) Government companies	0	0	0	
3.	Insurance companies	0	0	0	
4.	Banks	0	0	0	
5.	Financial institutions	0	0	0	

6.	Foreign institutional investors	0	0	0	
7.	Mutual funds	0	0	0	
8.	Venture capital	0	0	0	
9.	Body corporate (not mentioned above)	31,545,448	29.21	0	
10.	Others Trust	37,517,132	34.73	0	
	Total	80,218,373	74.27	0	0

Total number of shareholders (promoters)

6

(b) *SHARE HOLDING PATTERN - Public/Other than promoters

S. No.	Category	Equity		Preference	
		Number of shares	Percentage	Number of shares	Percentage
1.	Individual/Hindu Undivided Family				
	(i) Indian	12,094,218	11.2	0	
	(ii) Non-resident Indian (NRI)	1,575,314	1.46	0	
	(iii) Foreign national (other than NRI)	22	0	0	
2.	Government				
	(i) Central Government	0	0	0	
	(ii) State Government	0	0	0	
	(iii) Government companies	0	0	0	
3.	Insurance companies	0	0	0	
4.	Banks	0	0	0	
5.	Financial institutions	0	0	0	
6.	Foreign institutional investors	4,903,227	4.54	0	
7.	Mutual funds	981	0	0	
8.	Venture capital	0	0	0	
9.	Body corporate (not mentioned above)	7,579,657	7.02	0	
10.	Others Clearing Members, Empl. Tr	1,637,978	1.52	0	

	Total	27,791,397	25.74	0	0
--	--------------	------------	-------	---	---

Total number of shareholders (other than promoters)

53,580

**Total number of shareholders (Promoters+Public/
Other than promoters)**

53,586

(c) *Details of Foreign institutional investors' (FIIs) holding shares of the company

38

Name of the FII	Address	Date of Incorporation	Country of Incorporation	Number of shares held	% of shares held
COEUS GLOBAL OPPO +	ICICI BANK LTD 1ST FLOOR EMPIRE +			1,005,935	0.93
RIGEL GLOBAL FUND	ICICI BANK LTD SMS DEPT 1ST FLO +			898,500	0.83
FIRST WATER FUND	Kotak Mahindra Bank Ltd A wing, ! +			853,213	0.79
CRESTA FUND LTD	DEUTSCHE BANK AG DB HOUSE, H +			356,656	0.33
PENSION RESERVES IN +	DEUTSCHE BANK AG, DB HOUSE H +			338,258	0.31
ACADIAN EMERGING I +	STANDARD CHARTERED BANK SEC +			262,046	0.24
ALLSTARS INVESTMEN +	ORBIS FINANCIAL CORPORATION I +			250,000	0.23
ACADIAN EMERGING I +	STANDARD CHARTERED BANK SEC +			219,333	0.2
SPARX ASIA ALTERNA +	HSBC SECURITIES SERVICES 11TH F +			118,982	0.11
BUMA-UNIVERSAL-FO +	JP Morgan Chase Bank N.A, INDIA +			107,560	0.1
EBISU GLOBAL OPPOR +	ICICI BANK LTD EMPIRE COMPLEX +			100,000	0.09
FIRST WATER FUND CI +	Kotak Mahindra Bank Ltd A wing, ! +			93,303	0.09
SPARX ASIA ALTERNA +	HSBC SECURITIES SERVICES 11TH F +			86,926	0.08
VIRGINIA RETIREMENT +	STANDARD CHARTERED BANK SEC +			36,895	0.03
CITY OF NEW YORK GF +	HSBC SECURITIES SERVICES 11TH F +			24,423	0.02
DIMENSIONAL EMERG +	CITIBANK N.A. CUSTODY SERVICES +			16,212	0.02
OPSEU PENSION PLAN +	CITIBANK N.A. CUSTODY SERVICES +			16,116	0.01
NATIONAL RAILROAD +	CITIBANK N.A. CUSTODY SERVICES +			15,519	0.01
DIMENSIONAL WORL +	CITIBANK N.A. CUSTODY SERVICES +			11,732	0.01
DIMENSIONAL EMERG +	CITIBANK N.A. CUSTODY SERVICES +			11,659	0.01

Name of the FII	Address	Date of Incorporation	Country of Incorporation	Number of shares held	% of shares held
EMERGING MARKETS FUND +	DEUTSCHE BANK AG, DB HOUSEHOLD +			10,990	0.01
EMERGING MARKETS FUND +	DEUTSCHE BANK AG, DB HOUSEHOLD +			8,850	0.01
EMERGING MARKETS FUND +	DEUTSCHE BANK AG, DB HOUSEHOLD +			7,288	0.01
EMERGING MARKETS FUND +	CITIBANK N.A. CUSTODY SERVICES +			7,260	0.01
DIMENSIONAL EMERGING +	CITIBANK N.A. CUSTODY SERVICES +			7,180	0.01

VII. *NUMBER OF PROMOTERS, MEMBERS, DEBENTURE HOLDERS
(Details, Promoters, Members (other than promoters), Debenture holders)

Details	At the beginning of the year	At the end of the year
Promoters	6	6
Members (other than promoters)	50,450	53,580
Debenture holders	0	0

VIII. DETAILS OF DIRECTORS AND KEY MANAGERIAL PERSONNEL








(A) *Composition of Board of Directors

Category	Number of directors at the beginning of the year		Number of directors at the end of the year		Percentage of shares held by directors as at the end of year	
	Executive	Non-executive	Executive	Non-executive	Executive	Non-executive
A. Promoter	1	0	1	0	7.41	0
B. Non-Promoter	0	6	0	6	0	0.65
(i) Non-Independent	0	0	0	0	0	0
(ii) Independent	0	6	0	6	0	0.65
C. Nominee Directors representing	0	0	0	0	0	0
(i) Banks & FIs	0	0	0	0	0	0
(ii) Investing institutions	0	0	0	0	0	0
(iii) Government	0	0	0	0	0	0
(iv) Small share holders	0	0	0	0	0	0
(v) Others	0	0	0	0	0	0

Total	1	6	1	6	7.41	0.65
-------	---	---	---	---	------	------

Number of Directors and Key managerial personnel (who is not director) as on the financial year end date 9

(B) (i) *Details of directors and Key managerial personnel as on the closure of financial year

Name	DIN/PAN	Designation	Number of equity share(s) held	Date of cessation (after closure of financial year : If any)
VIKRAM INDRAJIT SH 	00011653	Managing Director	8,005,493	
SHYAMAL SHIVKUMA 	00005766	Director	0	
UMESH KRISHNANKL 	00086971	Director	2,000	
TEJ RAMJIDASS MAL 	00122419	Director	1,755	
SUJANA MANAN SHA 	08100410	Director	0	
ASHOK RAMPRAKAS 	02090239	Director	300	
VIJAY KISHANLAL KE 	00230480	Director	699,650	
AMIT PATHAK	ALTPP5169K	CFO	0	
TUSHAR SHAH	ANYPS3293A	Company Secretar	0	


(ii) Particulars of change in director(s) and Key managerial personnel during the year 0

Name	DIN/PAN	Designation at the beginning / during the financial year	Date of appointment/ change in designation/ cessation	Nature of change (Appointment/ Change in designation/ Cessation)

IX. MEETINGS OF MEMBERS/CLASS OF MEMBERS/BOARD/COMMITTEES OF THE BOARD OF DIRECTORS

A. MEMBERS/CLASS /REQUISITIONED/NCLT/COURT CONVENED MEETINGS

Number of meetings held 1

Type of meeting	Date of meeting	Total Number of Members entitled to attend meeting	Attendance	
			Number of members attended	% of total shareholding
ANNUAL GENERAL MEETI 	26/09/2024	52,319	31	76.26

B. BOARD MEETINGS

*Number of meetings held 4

S. No.	Date of meeting	Total Number of directors associated as on the date of meeting	Attendance	
			Number of directors attended	% of attendance
1	28/05/2024	7	7	100
2	08/07/2024	7	7	100
3	30/10/2024	7	7	100
4	03/02/2025	7	6	85.71

C. COMMITTEE MEETINGS

Number of meetings held

14

S. No.	Type of meeting	Date of meeting	Total Number of Members as on the date of the meeting	Attendance	
				Number of members attended	% of attendance
1	Audit Committee	28/05/2024	4	4	100
2	Stakeholder R	28/05/2024	3	3	100
3	Nomination an	28/05/2024	3	3	100
4	CSR Committee	28/05/2024	3	3	100
5	Risk Managem	04/07/2024	3	3	100
6	Audit Committee	08/07/2024	4	4	100
7	Stakeholder R	08/07/2024	3	3	100
8	Nomination an	08/07/2024	3	3	100
9	Audit Committee	30/10/2024	4	4	100
10	Stakeholder R	30/10/2024	3	3	100

D. *ATTENDANCE OF DIRECTORS

S. No.	Name of the director	Board Meetings			Committee Meetings			Whether attended AGM held on
		Number of Meetings which director was entitled to attend	Number of Meetings attended	% of attendance	Number of Meetings which director was entitled to attend	Number of Meetings attended	% of attendance	
								(Y/N/NA)
1	VIKRAM INDF	4	4	100	6	6	100	
2	SHYAMAL SH	4	4	100	14	14	100	

3	UMESH KRIS	4	4	100	12	12	100	
4	TEJ RAMJIDA	4	4	100	4	4	100	
5	SUJANA MAN	4	4	100	10	10	100	
6	ASHOK RAMF	4	4	100	0	0	0	
7	VIJAY KISHAI	4	3	75	0	0	0	

X. *REMUNERATION OF DIRECTORS AND KEY MANAGERIAL PERSONNEL

☐ Nil

Number of Managing Director, Whole-time Directors and/or Manager whose remuneration details to be entered

0

S. No.	Name	Designation	Gross Salary	Commission	Stock Option/ Sweat equity	Others	Total Amount
1							0
	Total						

Number of CEO, CFO and Company secretary whose remuneration details to be entered

2

S. No.	Name	Designation	Gross Salary	Commission	Stock Option/ Sweat equity	Others	Total Amount
1	Tushar Shah	Company Secre	3,561,726	0	0	0	3,561,726
2	Amit Pathak	CFO	6,864,890				6,864,890
	Total		10,426,616	0	0	0	10,426,616

Number of other directors whose remuneration details to be entered

0

S. No.	Name	Designation	Gross Salary	Commission	Stock Option/ Sweat equity	Others	Total Amount
1							0
	Total						

XI. MATTERS RELATED TO CERTIFICATION OF COMPLIANCES AND DISCLOSURES

* A. Whether the company has made compliances and disclosures in respect of applicable provisions of the Companies Act, 2013 during the year ☒ Yes ☐ No

B. If No, give reasons/observations

XII. PENALTY AND PUNISHMENT - DETAILS THEREOF

(A) DETAILS OF PENALTIES / PUNISHMENT IMPOSED ON COMPANY/DIRECTORS /OFFICERS ☒ Nil

Name of the company/ directors/ officers	Name of the court/ concerned Authority	Date of Order	Name of the Act and section under which penalised / punished	Details of penalty/ punishment	Details of appeal (if any) including present status

(B) DETAILS OF COMPOUNDING OF OFFENCES ☒ Nil

Name of the company/ directors/ officers	Name of the court/ concerned Authority	Date of Order	Name of the Act and section under which offence committed	Particulars of offence	Amount of compounding (in Rupees)

XIII. Whether complete list of shareholders, debenture holders has been enclosed as an attachment

☒ Yes ☐ No

XIV. COMPLIANCE OF SUB-SECTION (2) OF SECTION 92, IN CASE OF LISTED COMPANIES

In case of a listed company or a company having paid up share capital of Ten Crore rupees or more or turnover of Fifty Crore rupees or more, details of company secretary in whole time practice certifying the annual return in Form MGT-8.

Name

Chintan I Patel

Whether associate or fellow

☐ Associate ☒ Fellow

Certificate of practice number

20103

I/We certify that:

(a) The return states the facts, as they stood on the date of the closure of the financial year aforesaid correctly and adequately.

(b) Unless otherwise expressly stated to the contrary elsewhere in this Return, the Company has complied with all the provisions of the Act during the financial year.

Declaration

I am Authorised by the Board of Directors of the company vide resolution no. ...

10

dated

29/04/2025

(DD/MM/YYYY) to sign this form and declare that all the requirements of the Companies Act, 2013 and the rules made thereunder in respect of the subject matter of this form and matters incidental thereto have been complied with. I further declare that:

1. Whatever is stated in this form and in the attachments thereto is true, correct and complete and no information material to the subject matter of this form has been suppressed or concealed and is as per the original records maintained by the company.
2. All the required attachments have been completely and legibly attached to this form.

Note: Attention is also drawn to the provisions of Section 447, section 448 and 449 of the Companies Act, 2013 which provide for punishment for fraud, punishment for false statement and punishment for false evidence respectively.

To be digitally signed by

Director

DIN of the director

To be digitally signed by

- ☒ Company Secretary
☐ Company secretary in practice

Membership number

Certificate of practice number

Attachments

- 1. List of share holders, debenture holders
- 2. Approval letter for extension of AGM;
- 3. Copy of MGT-8;
- 4. Optional Attachement(s), if any

Attach

Attach

Attach

Attach

List of attachments

Remove attachment

Modify

Check Form

Prescrutiny

Submit

This eForm has been taken on file maintained by the Registrar of Companies through electronic mode and on the basis of statement of correctness given by the company